

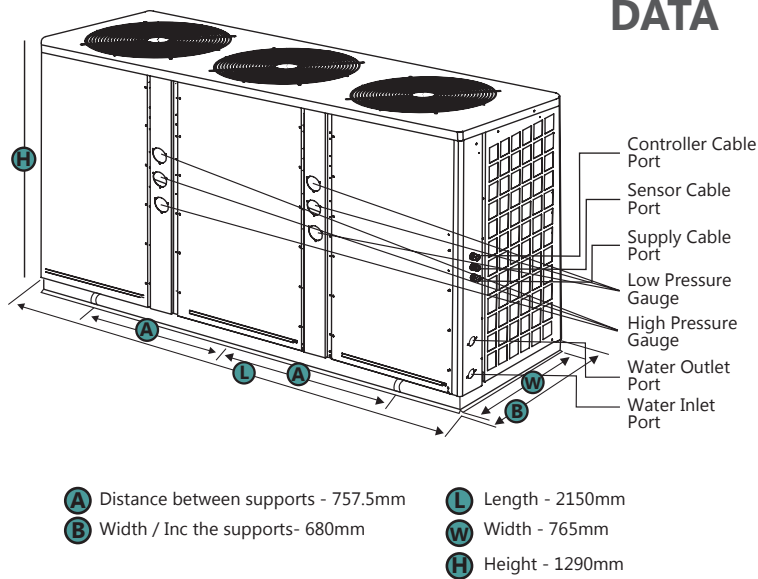
CGB-060-S / 60kW Output Constant Temperature Heat Pump



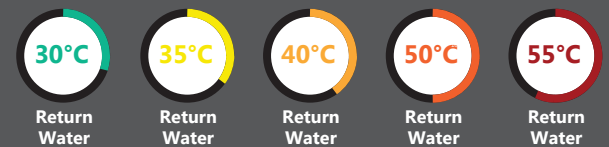
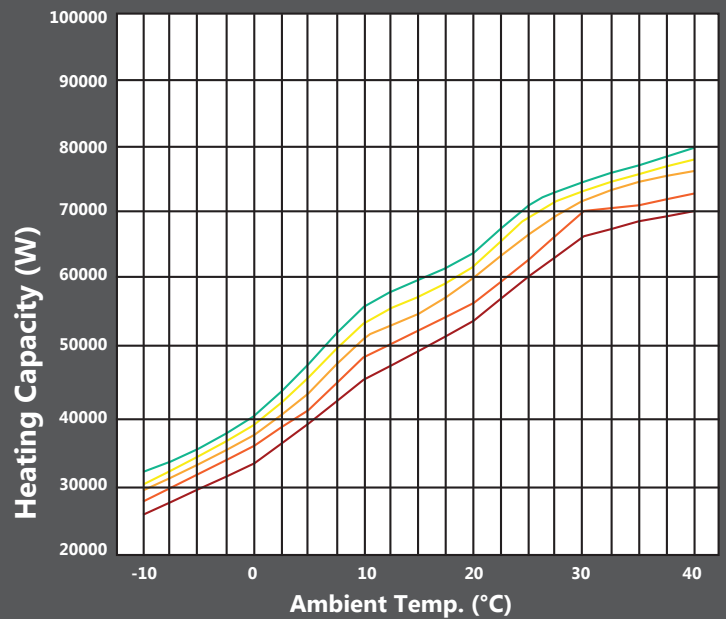
PRODUCT IMAGE



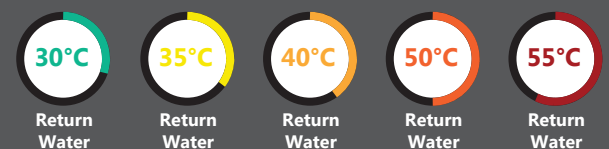
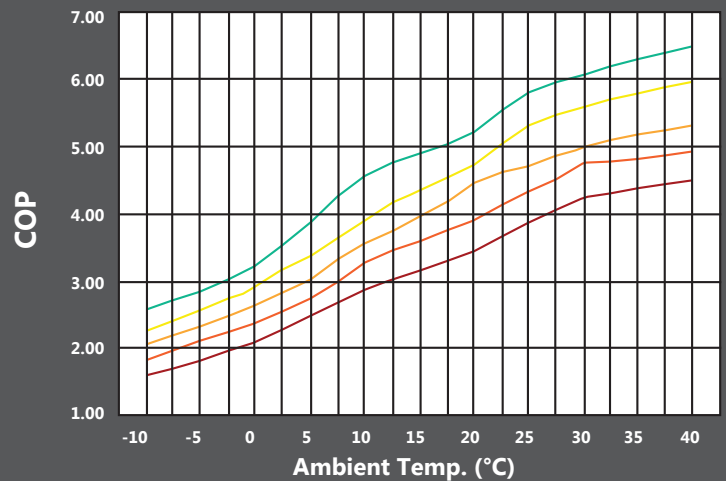
DIMENSIONAL DATA



HEATING CAPACITY



COEFFICIENT OF PERFORMANCE (COP)




SPECIAL FEATURES

SMART LDC TOUCH SCREEN CONTROLLER



WI-FI ENABLED
CONNECT TO SMART APP VIA
YOUR MOBILE DEVICE



CGB-060-S / 60kW Output Constant Temperature Heat Pump



OPERATIONAL DATA				
OPERATING DATA	Heating Capacity		kW	60
	Power	Power Supply	Ph-V-Hz	380V/3PH/50HZ
		Rated Input Consumption	kW	15
		Max Input Consumption	kW	21.00
		Rated Input Current	A	26.84
		Max Input Current	A	37.58
		Starting Current	A	100
		COP	W/W	4.00
	Max Water Temp Setpoint		°C	65
	Max Outlet Water Temp		°C	65
Hot Water Yield		L/h	1290	
Recommended Water Flow		m³/h	10.3	
Working Temp (Ambient)		°C	-10°C~43°C	

GENERAL & PARTS DATA					
GENERAL & PARTS DATA	Compressor	Model		ZW72KA-TPF-52E	
		Type / Brand		Scroll / Copeland	
		Compressor Qty	PCS		3
		Capacity	A		17.6
		Locked Rotor Amp	A		58
		Thermal Protector			Inner
	Capacitor	µF		None	
	Fan Motor	Model			YDK-160G-6 / HELONG
		Input	W		320
		Capacitor	µF		10
		Speed	r/min		800/500
		Diameter of Fans	mm		556
		Air Flow	m³/h		7000 (Per Fan)
	Fan Motor Qty	PCS		3	
	Heat Exchanger	Type			Copper Tube in Shell
		Qty	PCS		2
		Model			7P
	Evaporator	Diameter of Copper Pipe	mm		19
		Number of Rows			3
		Tube Pitch(a)x Row Pitch(b)	mm		25x22
		Fin Spacing	mm		1,8
		Fin Type			Hydrophilic Aluminum
		Tube Outer Diameter & Type	mm		Ø9.52 Innergroove Tube
	Coil Length x Width x Height	mm		3 x 935x44x1200	
	Number of Circuits				21
	Four-Way Valve	Model / Brand			STF-0408G / Saginomiya
	AC Contactor	Model / Brand			3TF3300-0X/AC220V/ Siemens
	Expansion Device	Type			Thermostatic Expansion Valve
		Model / Brand			TCBE-2 (068U4202) / Danfoss
	Wire Controller	Type			Intelligent Touch Screen
		Part Number			O01T0089
		The Length of Control Cable	m		12
Water System	Set Temp.	°C		30~65	
	Materials of Water Pipe			Copper	
	Water Flow	m³/h		10.3	
	Water Pressure Differential	Kpa		57	
	Water Inlet Connection Size	mm		DN50 / Female	
Water Outlet Connection Size	mm		DN50 / Female		
Refrigerant HP & LP Safety Cut-Out Pressure		Mpa		2.85/0.02	
Refrigerant	Gas Type			(R417A)	
	Gas Weight	g		3 x 2700g	
Sound Pressure Level		dB(A)		63	
Dimensions	Dimension(L*W*H)	mm		2150x765x1290	
	Packing(L*W*H)	mm		2250x865x1450	
	NG/WG	kg		428/490	