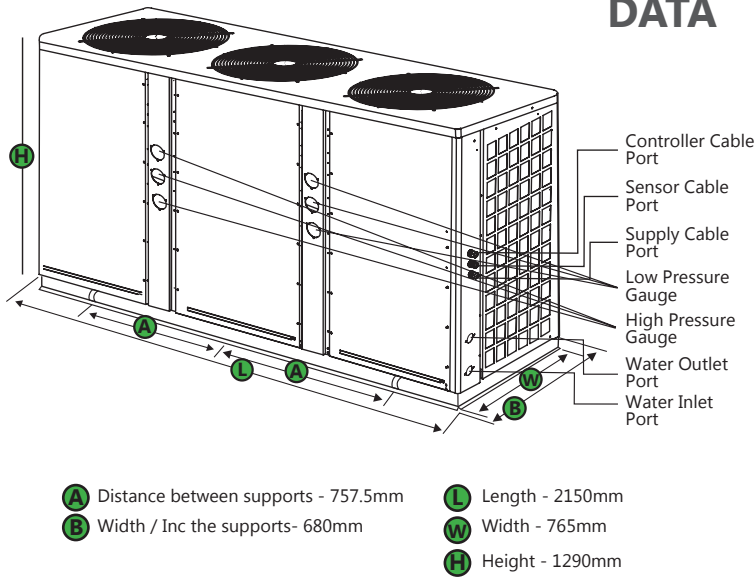


RGB-063-S / 63kW Output Re-circulating Heat Pump

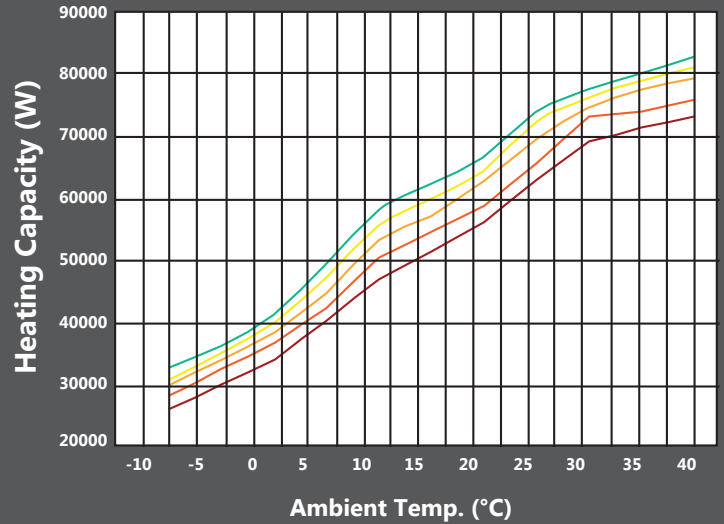
PRODUCT IMAGE



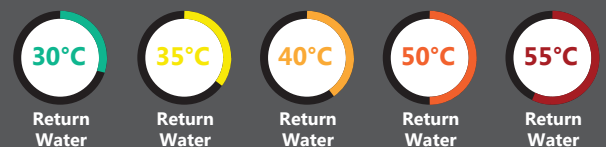
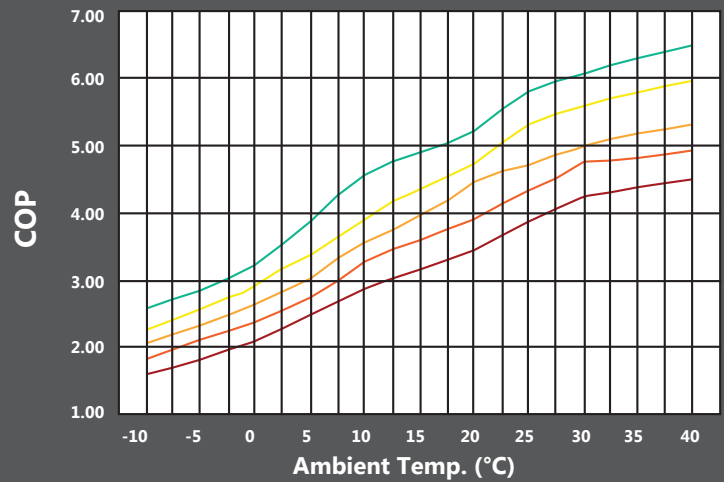
DIMENSIONAL DATA



HEATING CAPACITY



COEFFICIENT OF PERFORMANCE (COP)




SPECIAL FEATURES

SMART LDC TOUCH SCREEN
CONTROLLER



WI-FI ENABLED
CONNECT TO SMART APP VIA
YOUR MOBILE DEVICE



RGB-063-S / 63kW Output Re-circulating Heat Pump



OPERATIONAL DATA				
OPERATING DATA	Heating Capacity		kW	63
	Power	Power Supply	Ph-V-Hz	380V/3PH/50HZ
		Rated Input Consumption	kW	16
		Max Input Consumption	kW	24
		Rated Input Current	A	27.5
		Max Input Current	A	42
		Starting Current	A	113
		COP	W/W	3.94
	Max Water Temp Setpoint		°C	55
	Max Outlet Water Temp		°C	60
Hot Water Yield		L/h	1354	
Recommended Water Flow		m³/h	13.5	
Working Temp (Ambient)		°C	-15°C~43°C	

GENERAL & PARTS DATA				
GENERAL & PARTS DATA	Compressor	Model		C-SBN453HD
		Type / Brand		Scroll / Sanyo
		Compressor Qty	PCS	3
		Rated Current	A	9.3
		Locked Rotor Amp	A	58
		Thermal Protector		Inner
		Capacitor	µF	None
		Refrigerant Oil	ml	1900
		Displacement	cm³	66.8
		Compressor Tube Connection	mm	22.2/12.7
	Fan Motor	Model		YDK-160G-6
		Input	W	320
		Capacitor	µF	10
		Speed	r/min	800/500
		Diameter of Fans	mm	556
		Air Flow	m³/h	7000
		Fan Motor Qty	PCS	3
		Static Pressure	Pa	30
	Heat Exchanger	Type		Copper Tube in Shell
		Qty	PCS	3
		Model		6P-A
		Diameter of Copper Pipe	mm	19
	Evaporator	Number of Rows		2
		Tube Pitch(a)x Row Pitch(b)	mm	25x22
		Fin Spacing	mm	1,8
		Fin Type		Hydrophilic Aluminum
		Tube Outer Diameter & Type	mm	Ø9.52 Innergroove Tube
		Coil Length x Width x Height	mm	3 x 935x44x1200
	Four-Way Valve	Number of Circuits		21
		Model / Brand		STF-0408G / Saginomiya
	AC Contactor	Model / Brand		3TF3300-0X/AC220V/ Siemens
	Expansion Device	Type		Thermostatic Expansion Valve
		Model / Brand		BAE6ZW195 / Emerson
Wire Controller	Type		Intelligent & LCD	
	Part Number		O01T0089	
	The Length of Control Cable	m	12	
	Set Temp.	°C	25~55	
Water System	Materials of Water Pipe		Copper	
	Water Flow	m³/h	13.5	
	Water Pressure Differential	Kpa	55	
	Water Inlet Connection Size	mm	DN50 / Female	
	Water Outlet Connection Size	mm	DN50 / Female	
Refrigerant HP & LP Safety Cut-Out Pressure		Mpa	4.2/0.02	
Refrigerant	Gas Type		(R410A)	
	Gas Weight	g	3 x 3300g	
Sound Pressure Level		dB(A)	63	
Dimensions	Dimension(L*W*H)	mm	2150x765x1290	
	Packing(L*W*H)	mm	2250x865x1450	
	NG/WG	kg	398/460	